







<p style="text-align: center;"><b>Science</b></p> <p><b>As Scientists, we will know how to .....</b></p> <p>I know how sounds are made, associating some of them with something vibrating.</p> <p>I know that sounds get fainter the further they are from the source.</p> <p>I know that vibrations from sounds travel through a medium to the ear.</p> <p>I know the volume of a sound can be changed.</p> <p>I know how to investigate that some materials reflect sound and some absorb sound.</p> <p>I know how to find patterns between the pitch of a sound and features of the object that produced it.</p> <p>I know how to find patterns between the volume of a sound and the strength of the vibrations that produced it.</p>	<p style="text-align: center;"><b>RE</b></p> <p style="text-align: center;"><b>As spiritual individuals we will:</b></p> <p style="text-align: center;"><b>Explore the unit ' </b></p>		<p style="text-align: center;"><b>Maths</b></p> <p><b>As mathematicians, we will:</b></p>
	<p style="text-align: center;"><b>English</b></p>		
	<p style="text-align: center;"><b>Writing</b></p>	<p style="text-align: center;"><b>Grammar and punctuation</b></p>	<p style="text-align: center;"><b>Reading</b></p>
	<p>Non chronological reports Recounts</p> 	<p>We will be learning... How to use full stops, capital letters, commas, questions marks, inverted commas for speech and exclamation marks in our sentences. To use the correct determiners. To use the correct perfect present, past or future tense. Learn to edit and redraft my own writing independently. To organise my thoughts and ideas into paragraphs.</p>	 <p>April, a young girl whose adventures to the Arctic become more amazing than she could ever imagine. Her adventures with a bear that should not be there!</p>
	<p style="text-align: center;"><b>St. Matthew's CE (Aided) Primary School and Nursery Centre</b></p>  <p style="text-align: center;"><b>Half-termly Curriculum Map</b> <b>Summer 1 2026 – St Cecelia (Y3)</b></p> 		<ul style="list-style-type: none"> <li>• Exploring fractions of shapes and numbers,</li> <li>• Know how to count in tenths and decimal numbers</li> <li>• To know unit and non unit measures.</li> <li>• To know addition and subtraction in the context of money</li> <li>• Know the time in 12 and 24 hour representations.</li> <li>• To read the time in 5 minute intervals.</li> <li>• To read durations of time.</li> </ul> 
<p style="text-align: center;"><b>Art</b></p> <p style="text-align: center;"><b>As artists we will....</b></p> <p>The pathway begins with an exploration of artists who make sculptures of food, working at unexpected scales, working in a sketchbook to make visual notes to consolidate their experience. Children then further develop drawing skills by drawing from still imagery and from life,</p>	<p style="text-align: center;"><b>Music</b></p> <p style="text-align: center;"><b>As musicians we will...</b></p> <p style="text-align: center;">Chilled out Clap Rap</p> 	<p style="text-align: center;"><b>Computing</b></p> <p style="text-align: center;"><b>As computing scientists we will:</b></p> <p>Online safety – putting a stop to online meanness Creating media – desktop publishing</p>	<p style="text-align: center;"><b>Spanish - Tell me when</b></p> <p style="text-align: center;">By the end of this unit... ..all children should be able to:</p> <ul style="list-style-type: none"> <li>• say and order the days of the week;</li> <li>• say and order the months of the year; <ul style="list-style-type: none"> <li>• count up to 31;</li> <li>• say their own birthday.</li> </ul> </li> </ul>



.

### History

I will know...

- What everyday life was like during the Bronze and Iron Age.
- New bronze technologies changed the ways that people lived, farmed, fought, traded and dressed.
- The weather impacted peoples lived during the Bronze Age.
- The Beaker folk were an ancient group of people who moved from Europe to Britain c2500 BC. They were metalsmiths who brought metal tools, a new pottery style and a new way of life with them
- Britain began metal-mining to make tools, jewellery and weapons. Bronze Age tools and weapons were made from metals, such as bronze. They were more efficient than stone, so farming, trade and wealth increased.
- Iron Age people formed tribes and built hillforts to protect themselves.

### PE

Yoga  
Athletics



### PSHE

As members of our community, we will...

Recognise what a healthy relationship is.

- |   |  |  |
|---|--|--|
| <ul style="list-style-type: none"><li>• Efficient farming practices in the Iron Age meant that the Celts became wealthy and powerful by trading their surplus crops.</li><li>• Efficient farming practices in the Iron Age meant that the Celts became wealthy and powerful by trading their surplus crops.</li><li>• Invention and ingenuity in the Iron Age led to the development of blacksmithing, the preservation of food, the development of Celtic pattern and decoration, improvements in pottery, woodworking and weaving and the creation of poetry, games and music.</li><li>• The Iron Age in Britain ended after the Roman invasion in AD 43.</li></ul> |  |  |
|---|--|--|