
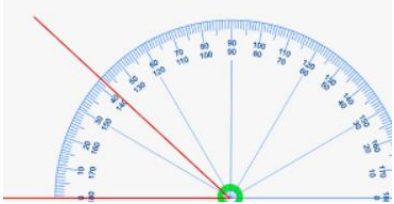







<p style="text-align: center;"><b>Science</b></p> <p><b>As Scientists, we will know how to .....</b></p> <p>compare and group different types of rocks based on their appearance and simple physical properties;</p> <ul style="list-style-type: none"> <li>● explore how rocks change over time;</li> <li>● describe, in simple terms, how fossils are formed;</li> <li>● recognise that soils are made from rocks and organic matter;</li> <li>● report and present the results and conclusions in written and oral forms.</li> </ul> <div style="text-align: center;">  </div>	<p style="text-align: center;"><b>RE</b></p> <p><b>As spiritual individuals we will:</b></p> <p><b>Explore the unit 'Is life like a journey?'</b></p> <p>Recognising the main steps on individual life journey, and how they are marked by Christians and other believers. Share stories of journeys explored from the Bible and other faiths. Explain the meaning of pilgrimage and its place in the different religions studied. Discuss life as a journey and how faith could provide support in this.</p>	<p style="text-align: center;"><b>Maths</b></p> <p><b>As mathematicians, we will:</b></p> <ul style="list-style-type: none"> <li>● Explore geometry, know and recognise right angles in 2d shapes.</li> <li>● Recognise acute and obtuse angles in 2d shapes.</li> <li>● Know how to describe lines in mathematical terms.</li> <li>● Be able to read measures in mass and capacity.</li> </ul> <div style="text-align: center;">  </div>	
<b>English</b>			
<p style="text-align: center;"><b>Writing</b></p> <div style="text-align: center;">  </div> <p>Instructional writing: To write a set of instructions for a new medicine for George to give to his grumpy grandma.</p>	<p style="text-align: center;"><b>Grammar and punctuation</b></p> <p>We will be learning...</p> <p>How to use full stops, capital letters, commas, questions marks, inverted commas for speech and exclamation marks in our sentences.</p> <p>To use the correct determiners.</p> <p>To use the correct perfect present, past or future tense.</p> <p>Learn to edit and redraft my own writing independently. To organise my thoughts and ideas into paragraphs.</p>	<p style="text-align: center;"><b>Reading</b></p> <div style="text-align: center;">  </div> <p>Our focus this half term will be on inference questions, analysing what the reader interprets from what the author has written about the characters in the story book.</p>	
<p>St. Matthew's CE (Aided) Primary School and Nursery Centre</p> <div style="display: flex; justify-content: space-around;">   </div> <p style="text-align: center;"><b>Half-termly Curriculum Map</b> <b>Spring 2 2026 – St Cecelia (Y3)</b></p>			
<p style="text-align: center;"><b>DT</b></p> <p><b>As designers we will know:</b></p> <p><b>As designers we will know:</b></p> <ul style="list-style-type: none"> <li>● what a simple series electrical circuit is.</li> <li>● that companies use electrical systems in their products, such as series circuits incorporating switches, bulbs and buzzers.</li> </ul>	<p style="text-align: center;"><b>Music</b></p> <p><b>As musicians we will...</b></p> <p>Learn how to play the recorder. Learn how to play individual notes and chords and as part of a group.</p> <div style="text-align: center;">  </div>	<p style="text-align: center;"><b>Computing</b></p> <p>As computing scientists we will:</p> <ul style="list-style-type: none"> <li>●</li> </ul>	<p style="text-align: center;">Spanish</p>

- how to gather information about needs and wants, and develop design criteria to inform the design of products that are fit for purpose, aimed at particular individuals or groups.
- technical vocabulary relevant to the project and be able to use it when talking about their design.
- specific switches are used for different purpose.

evaluations can be done by considering whether the product does what it was designed to do and includes suggesting improvements and explaining why they should be made.



People around me:

- consider how verbs have different forms for different subjects;
- make new sentences by substituting other vocabulary appropriately;
- pronounce some of the letters of the alphabet.

**Geography – Misty Mountain Sierra**  
I will know...

- The names, locate and explain the importance of significant mountains or rivers.
- How to use the eight points of the compass, maps and globes to describe the locations of significant UK hills and mountains in relation to their own
- How to identify the topography of an area of the UK using contour lines on a map

**PE**  
Gymnastics  
Cricket



**PSHE**

As members of our community, we will...

- Explore the unit 'Healthy Me'
- What a healthy diet looks like and the impact of calories in certain fast foods.
- How being healthy physically is important.

How to have a healthy state of mind, friendship groups and the importance of talking and sharing our worries.



- |  |  |  |
|--|--|--|
| <ul style="list-style-type: none"><li>• How to identify, describe and explain the formation of different mountain types.</li><li>• How to describe and compare aspects of physical features of mountainous regions.</li><li>• How to describe altitudinal zonation on mountains.</li></ul> |  |  |
|--|--|--|