















<div>Science</div> <div>As Scientists, we will continue to:</div> <div><ul style="list-style-type: none">know the basic structure of flowering plants including trees.know all plants have the same main parts but look different.know that seeds and bulbs grow into plants.know the life cycle is the series of changes that an animal or plant passes through from the beginning of its life until its death.know plants need water, light and a suitable temperature to grow and stay healthy.know plants require nutrients from soil to grow.know plants grow taller and measurements increase as they mature.know that some plants will stop growing if the conditions are not suitable.know that seeds can vary in size, shape and colour.know many plants provide us with food by bearing fruits which carry their seeds.</div> <div></div>	<div><div>RE</div><div>For spiritual and moral development, we will...</div><div><ul style="list-style-type: none">Understand that Sikhs believe in one God, and the importance of this for Sikhs.Know that there were ten human gurus, the first of whom was Guru Nanak, and explain how their teaching might influence the life of a Sikh child.Explain the word guru and share some stories about the human gurus.Know that the Sikh holy book is called 'Guru Granth Sahib'.Explain that the three main duties of a Sikh are to pray, work and give and what each of these might mean in practice.Discuss why Sikh men wear the turban, linking answers to the Sikh faith. • Recognise the khandas as a Sikh symbol and discuss its significance.</div><div></div></div> <div><div>English</div><table><tr><td>Writing</td><td>Grammar and punctuation</td><td>Reading</td></tr><tr><td>Continuing to look at The Minpins by Roald Dahl . We will use this text to help write narratives.<div></div></td><td><ul style="list-style-type: none">Four sentence types.Capital letters, finger spaces, question marks and exclamation marks.AdverbsSuffixes- s, es, ment, ful, ly.Using apostrophes for possession and contractions</td><td>In reading we will be reading a selection of non-fiction texts focusing on the VIPERS.<div>Vocabulary Infer Predict Explain Retrieve Summarise</div><div></div></td></tr></table></div> <div><div>St. Matthew's CE (Aided) Primary School and Nursery Centre</div><div><div></div><div>Half-termly Curriculum Map for Saint Joseph Summer 2 'Let's Explore the World'</div><div></div></div></div>	Writing	Grammar and punctuation	Reading	Continuing to look at The Minpins by Roald Dahl . We will use this text to help write narratives. <div></div>	<ul style="list-style-type: none">Four sentence types.Capital letters, finger spaces, question marks and exclamation marks.AdverbsSuffixes- s, es, ment, ful, ly.Using apostrophes for possession and contractions	In reading we will be reading a selection of non-fiction texts focusing on the VIPERS. <div>Vocabulary Infer Predict Explain Retrieve Summarise</div> <div></div>	<div>Maths</div> <div>As mathematicians, we will look at:</div> <div>Recapping over the following topics: Multiplication and division Money Statistics Position and direction</div> <div></div> <div><div>Geography</div><div>As geographers we will know...</div><div><ul style="list-style-type: none">The names of the seven continents and be able to identify them on a globe or map.That a rural area is an area with a small number of houses and that is mostly surrounded by fields. e.g. village.That an urban area is an area where many people live and work close together e.g. town or city.</div><div></div></div> <div><div>PE</div><div>As dancers, gymnasts, athletes, players and orienteers we will...</div><div><ul style="list-style-type: none">continue to do athletics and ball games</div><div></div></div>
Writing	Grammar and punctuation	Reading						
Continuing to look at The Minpins by Roald Dahl . We will use this text to help write narratives. <div></div>	<ul style="list-style-type: none">Four sentence types.Capital letters, finger spaces, question marks and exclamation marks.AdverbsSuffixes- s, es, ment, ful, ly.Using apostrophes for possession and contractions	In reading we will be reading a selection of non-fiction texts focusing on the VIPERS. <div>Vocabulary Infer Predict Explain Retrieve Summarise</div> <div></div>						
<div>DT</div> <div>As design technologist, we will:</div> <div><ul style="list-style-type: none">That a machine makes work easier for people and is made of different parts that all work together to complete a task.That the part of the machine that makes the movement is called a mechanism.That a slide mechanism moves in a straight line.Some examples of everyday sliding mechanism.That a lever mechanism is a bar that moves around a fixed point called a pivot.Some examples of every day levers mechanisms.That my product is successful if it meets the design criteria</div>	<div>Music</div> <div>As musicians we will...</div> <div>continue to play the Glockenspiel taught by specialist teachers from the Music Partnership.</div> <div><div>PSHE</div><div>As members of our community, we will...</div><div>Be learning the topic 'Changing Me.</div><div></div></div>	<div>Computing</div> <div>As computing scientists we will:</div> <div><ul style="list-style-type: none">begin to understand that sequences of commands have an outcome, and make predictions based on their learning</div>						