









<p>Understanding the World</p> <ul style="list-style-type: none"> Learn about St Valentine's day. Learn about Chinese New Year. Learn about the season of Winter. Cooking and tasting a range of different foods. 	<p style="text-align: center;">Communication and Language</p> <p>As Communicators, we will...</p> <ul style="list-style-type: none"> Learn new vocabulary linked to traditional tales. Listen to and learn traditional tales Listen to and join in with repeated refrains.  <hr/> <p style="text-align: center;">English –</p> <table border="1" style="width: 100%;"> <tr> <td style="width: 50%; vertical-align: top;"> <p>As writers, in Nursery, we will...</p> <ul style="list-style-type: none"> Learn to make large scale marks on paper and in the air in Write Dance Learn to hold our pencil correctly. Make marks on paper and ascribe meaning to them. Use a range of tools with good control. Develop our fine motor skills through dough disco. </td> <td style="width: 50%; vertical-align: top;"> <p>As readers, in Nursery, we will...</p> <p>Enjoy learning about these quality texts:</p> <ul style="list-style-type: none"> → The little red hen → Three Billy Goats gruff → The Ugly duckling → Little red riding hood → Goldilocks <p>We will learn our Nursery rhymes and be able to hear and recognise rhyming words.</p> </td> </tr> </table> <hr/> <p style="text-align: center;">St. Matthew's CE (Aided) Primary School and Nursery Centre Half-termly Curriculum Map Spring 1 2024 – Nursery 'Once upon a time'</p>  	<p>As writers, in Nursery, we will...</p> <ul style="list-style-type: none"> Learn to make large scale marks on paper and in the air in Write Dance Learn to hold our pencil correctly. Make marks on paper and ascribe meaning to them. Use a range of tools with good control. Develop our fine motor skills through dough disco. 	<p>As readers, in Nursery, we will...</p> <p>Enjoy learning about these quality texts:</p> <ul style="list-style-type: none"> → The little red hen → Three Billy Goats gruff → The Ugly duckling → Little red riding hood → Goldilocks <p>We will learn our Nursery rhymes and be able to hear and recognise rhyming words.</p>	<p style="text-align: center;">Expressive Arts and Design</p> <p>As Artists we will ...</p> <ul style="list-style-type: none"> explore and experiment with materials. Make models using a range of tools and techniques.  <p>As Musicians we will...</p> <ul style="list-style-type: none"> Sing familiar nursery rhymes. Learn simple action songs. Enjoy our music sessions. 
<p>As writers, in Nursery, we will...</p> <ul style="list-style-type: none"> Learn to make large scale marks on paper and in the air in Write Dance Learn to hold our pencil correctly. Make marks on paper and ascribe meaning to them. Use a range of tools with good control. Develop our fine motor skills through dough disco. 	<p>As readers, in Nursery, we will...</p> <p>Enjoy learning about these quality texts:</p> <ul style="list-style-type: none"> → The little red hen → Three Billy Goats gruff → The Ugly duckling → Little red riding hood → Goldilocks <p>We will learn our Nursery rhymes and be able to hear and recognise rhyming words.</p>			
<p style="text-align: center;">Physical Development</p> <p>We will be learning about making large scale movements in the air and on paper through Write Dance.</p> <p>We will be enjoying our first PE sessions and will be getting our shoes and socks on and off all by ourselves.</p> <p>We will be learning lots of different ways to move and keep active and healthy.</p> 	<p style="text-align: center;">RE</p> <p>For spiritual and moral development, we will...</p> <ul style="list-style-type: none"> Learn about other cultures and beliefs such as Chinese New Year. Learn about different celebrations around the world. <hr/> <p style="text-align: center;">PSED</p> <p>As part of a community, we will...</p> <ul style="list-style-type: none"> Develop our level of independence  <ul style="list-style-type: none"> Continue to learn how to resolving conflicts Be able to take turns with others 	<p style="text-align: center;">Maths</p> <p>As mathematicians, in Nursery, we will:</p> <ul style="list-style-type: none"> Counting confidently to 5 Subitising amounts to 5 Selecting shapes for a purpose Using positional language Describing sequences 'first' 'next' 